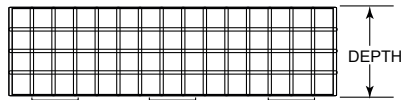
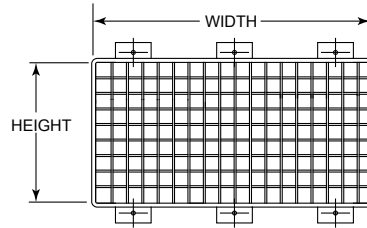



STI-9641 & STI-9645
TOP VIEW



STI-9641 & STI-9645
SIDE VIEW



STI-9644
TOP VIEW



STI-9644
SIDE VIEW

PART #	HEIGHT	WIDTH	DEPTH
STI-9641	10.7 (271)	14.6 (370)	4 (101)
STI-9644	8.7 (220)	17.75 (450)	5.25 (133)
STI-9645	13.75 (349)	21.6 (548)	5.9 (149)

NOTE: Dimensions measure: inches (mm)

INSTALLATION INSTRUCTIONS

1. Center the wire guard over existing appliance.
2. Mark and drill mounting holes.
3. Insert screws through clamps and tighten.

NOTE: Rawl plug and screws provided are for wall mounting. Other fasteners may be required for mounting to metal enclosure or cabinet.

Three year warranty or a one year limited warranty (from date of purchase) on most products. See website for details. Electronic warranty form at www.sti-usa.com/wc14.

INSTALLATION OF EMERGENCY LIGHTING CAGES

All specifications and information shown were current as of publication and are subject to change without notice.

9641_45IS FEB2017

