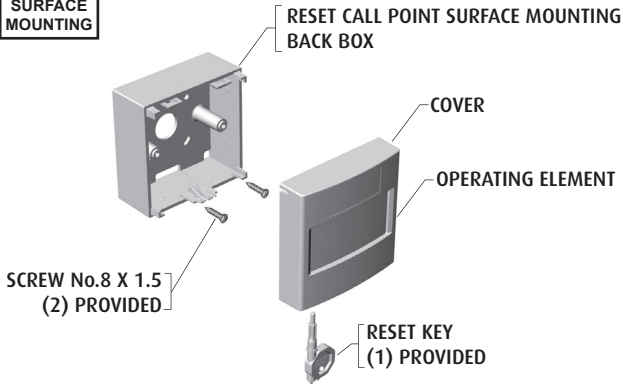


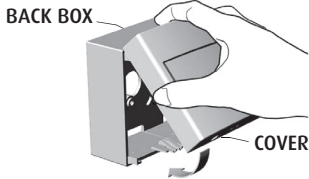
ReSet Call Point (RS1 & RS2) Series 01, 02 & 11

'ReSet' is a unique fire alarm manual call point that mimics the feel of breaking glass whilst offering the user the benefits and safety advantages of a glass-free resettable operating element. Once activated a warning flag drops in to view easily identifying the call point that has been operated. A key can then reset the unit. The 'ReSet' provides an ideal solution for most conventional fire alarm systems. It is ideal for industries that are sensitive to broken glass as well as areas that suffer from a high number of false activations such as schools, shopping centres and other public places.

SURFACE MOUNTING



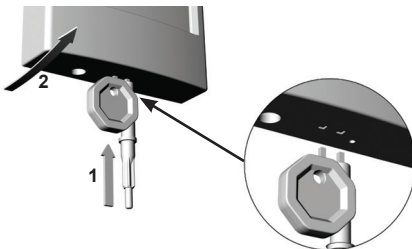
Dia A.



IMPORTANT NOTICE

For security reasons the ReSet call point is deliberately difficult to remove from the back box once fitted. Please ensure that the ReSet call point is installed correctly before snapping closed. Carefully attach the ReSet call point to the top of the back box. Hinge down (As illustrated Dia. A) to snap securely into place and firmly press at the lower front until you hear a 'click' that the clip mechanism is fully engaged.

Dia B.

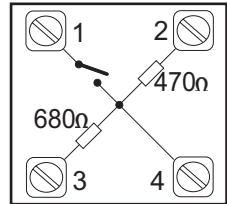


Detaching the lid from the wall plate or back box

1. Insert key into the bottom of the ReSet lid
2. Keep the key inserted and with your hand pull the lid towards you (As illustrated Dia. B)

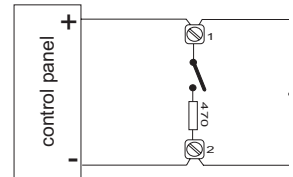
Connection Options for ReSet Call Point Series 01

ReSet Series 01 Configuration



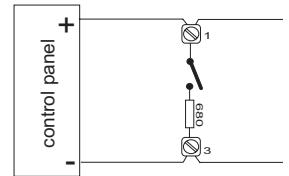
Option 1 terminals 1 & 2

Normally open switch closing on alarm with a 470 ohm resistor fitted in series with the switch



Option 2 terminals 1 & 3

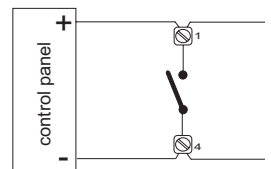
Normally open switch closing on alarm with a 680 ohm resistor fitted in series with the switch



Option 3 terminals 1 & 4

Normally open switch closing on alarm
"IMPORTANT NOTICE" This configuration is not EN54-11 compliant and unsuitable for use with EN54-2 compliant conventional control panels

Option 1 terminals 1 and 4



Technical Data for ReSet Call Point (RS1 & RS2) Series 01, 02 & 11

Mounting Method

Surface Installations (RS1 & RS2)

NB: For security reasons the ReSet call point is deliberately difficult to remove from the back box once fitted. Please ensure that the ReSet call point is installed correctly before snapping closed.

The ReSet call point can be supplied complete with its own surface mounting back box, 20mm entry holes can be easily drilled. (See ill. 'B' below).

With the screws provided, fix the back box to the wall. Carefully attach the ReSet call point to the top of the back box, hinge down to snap securely into place.

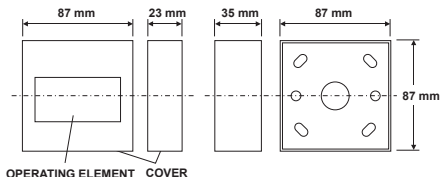
B



Flush installations (RF or RS)

Flush models are available. The ReSet call point is provided with a wall plate that is designed to fit directly onto a standard UK single 35mm deep flush box. Contact sales on freephone 0800 085 1678 or +44 (0) 1527 520 999 for further details.

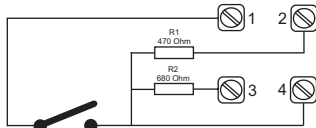
Dimensions



ReSet Series 01, 02 & 11

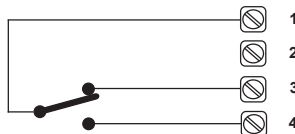
Series 01

Denotes a ReSet call point that will interface with most conventional fire alarm systems. It is fitted with two internal resistors 470 ohm and 680 ohm. These are easily accessed through the installer terminals as illustrated.



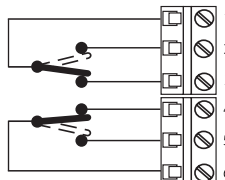
Series 02

Denotes a ReSet call point that is fitted with a single pole changeover switch both the normally open and normally closed contacts are easily accessed through the installer terminals as illustrated.



Series 11

Denotes a ReSet call point that incorporates two independent single pole changeover switches providing double pole changeover contacts. Easily accessed through installer terminals as illustrated.



NB: Switch arrangements shown with ReSet in standby.

ReSet Series 01



Safety Technology International

Taylor House, 34 Sherwood Rd. Unit 7A, Lockheed Avenue
Bromsgrove, Worcestershire Airport Business Park, Waterford
B60 3DR, UK X91 HWF2, Ireland

Tel: +44 (0) 1527 520 999 Fax: +44 (0) 1527 501 999

Email: info@sti-emea.com Web: www.sti-emea.com



DoP-RP1221EU
DoP-RP1221UK



EN54-11

Type A Indoor Manual Call Point
Red Series 01 only (Manufactured in England, UK)

Specifications

Current Rating (All Series)	1 Amp 12 - 24V DC
Current Rating (Series 02 & 11)	3 Amps 125 - 250V AC
Housing and Mounting Box Material	Polycarbonate
Electrical Contact Material	Silver plated brass
Operating Temperature	-10°C to +55°C
Installation Terminal Conductor Size	0.5mm ² to 2.5mm ²
Humidity (no condensation) <small>Specifications are typical and given at 25°C</small>	0 to 95% Relative humidity